

YOU ASKED FOR AFFORDABLE AUTOMATION

ITW Mima

COBRA XL

Automatic Stretch Wrapper




WE LISTENED

"Price, performance and the ability to upgrade."

In response, we created the Cobra-XL. The XL incorporates many of the performance features of our Cobra models plus a modular design which makes it easy to expand the system as your needs change, the real beauty of Cobra-XL is its price. With our AccuWrap film bulk discount programme, you can own the platform model XL at a price lower than that of an equivalent imported system.

Cobra XL Features

- Overhead spiral wrapping for maximum load stability
- Available in 4 models: powered or gravity conveyor, platform, conveyor-ready.



Fantastic film savings

The Cobra XL uses our time-tested ACCU-STRETCH powered prestretch film delivery system. You'll stretch film upto 300% for excellent film economy and the lowest wrapping cost per load.



No more loose tails

Our patented Heat Seal unit solves the problems of manual handling of the tails and unraveling of film from the packed product. It cuts and welds the film rope at the same time it also clamps the tail which can be used to wrap the next load.




Room to grow

The dedicated micro controller on the XL features durable membrane keypad, an LED diagnostic display, reliable microprocessor electronics, and a layout that allows for future expansion with little to no modifications necessary.

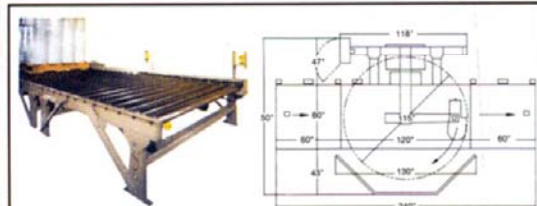
ITW Mima

THE COBRA XL : FOUR WRAPPING SYSTEMS IN ONE! CONFIGURATIONS AVAILABLE



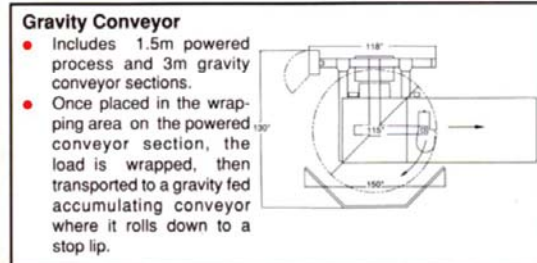
Platform

- Can be easily expanded to a conveyor model at minimum cost. Hook-ups are already in the controller.
- A lift truck places the load against the back stop of the platform. Without leaving the truck, the driver starts the cycle by simply pressing a button on the hanging pendant. The cycle can also be started from the control panel.



Powered Conveyor for Complete Automation

- Easily integrated into existing conveyor system or can be used as a stand alone.
- Includes 1.5m infeed, 3m outfeed powered conveyor sections.
- Completely automatic. The Cobra XL automatically moves a load from the infeed conveyor section to the wrapping area, wraps it and then transports the finished product to the outfeed section.



Gravity Conveyor

- Includes 1.5m powered process and 3m gravity conveyor sections.
- Once placed in the wrapping area on the powered conveyor section, the load is wrapped, then transported to a gravity fed accumulating conveyor where it rolls down to a stop lip.

Conveyor Ready

- Conveniently fits under your existing conveyor line. It hooks up easily to signals from your system that alert the XL of an oncoming load.
- Perfect, cost-effective way to add in-line wrapping to your existing system.

Standard specifications : COBRA XL

Performance

Rotation speed	: 15 RPM
Loads per hour	: Upto 35
Type	: Overhead spiral

Load capabilities

Max-load size	: 1320 mmx1220 mm (power conveyor)
Pass height	: Platform : 300 mm Conveyor : 460 mm
Max load height	: 2030 mm
Max load diagonal	: Powered conveyor 1780 mm / other models 1930 mm
Max load weight	: Conveyor-1350 kgs/platform -3600 kgs
Min-load size	: 915mm x 915mm x 915mm
Height sensing	: Automatic
Load centering	: Automatic (N/A conv. ready)

Film delivery systems

Type	: ACCU STRETCH I powered prestretch
Film stretch	: 250% fixed / 300% fixed
Film width	: 508 mm (20")
Tail attachment	: Automatic film rope, seal & cut
Film tension	: Adjustable from 1.3 kg
Film carriage transport	: 1/2" chain
Footage counters	: Infeed/outfeed
* Other fixed prestretch rates from 65-300% available - consult factory	

Electrical

Power requirements	: 400V/230 V/2 Ph/1 Ph, 50 Hz, 20A
Controller type	: Dedicated Microprocessor
Photosensor type	: Load height : diffused proximity Conveyors : Polarised retroreflective
Prestretch Motor	: 1/2 HP 230V AC
Rotating arm motor	: 3/4 HP, 180V DC TEFC
Film elevator motor	: 1/2 HP, 180V DC TEFC
Conveyor Motor	: 1/2 HP, 180V DC TEFC

Conveyors

Type	: Chain driven live roller (options available)
Width	: 1320 mm (effective)
Roller size	: 635 mm/11 SWG wall
Roller centers	: 127 mm
Speed	: Max MPM
Pass height	: 457 mm
Chain drive	: 1/2" chain

Mechanical

Shipping weight (app)	: 1360 kgs platform / 2050 kg conveyor
Pneumatic requirements	: 5 Kg. sq.cm/ 85 LPM
Finish	: Full primer coat, enamel finish

Warranty

The Cobra XL carries a one year warranty for parts except normal wear items, which within one year of purchase, are demonstrated to be defective.

PROGRAMMABILITY

The user-friendly controller on the XL allows custom programming of the wrap cycle :



- Top wraps
- Bottom wraps
- Overwrap timer

In addition, the controller's diagnostic mode shows step-by-step, the state of various switches within the machine, such as whether an electric eye is on or off. This capability simplifies troubleshooting a problem.

All dimensions approximate. ITW Mima reserves the right to change specifications without notice.